

560 Sedan Bridge

2001



FEATURES

- FIBERGLASS HARDTOP WITH HATCH FOR VENTILATION.
- STANDARD BRIDGE REFRIGERATOR AND ICEMAKER.
- FOLDAWAY AFT BENCH SEAT.
- MOLDED FIBERGLASS BRIDGE STAIRS.
- BRIDGE ISENGLASS ENCLOSURE WITH U-ZIPS.

SEA RAY YACHTS 2001

560 SEDAN BRIDGE

OVERALL LENGTH	55' 6"	16.92 M
W/STD. SWIM PLATFORM	58' 6"	17.83 M
W/OPT. SWIM PLATFORM	59' 10"	18.24 M
BEAM	16' 0"	4.88 M
DRAFT (INBOARDS)	54"	137.2 CM
DRY WEIGHT	50,000 LBS	22,680 KG
FUEL CAPACITY	800 GAL	3,028 L
WATER CAPACITY	200 GAL	757 L
HOLDING TANK	68 GAL	257.4 L
DEAD RISE	15°	15°

Sea Ray

560 Sedan Bridge

2001

Features and Standard Equipment

HULL & DECK FEATURES

Bottom Paint
Bow Rail, 316 Stainless Steel w/Welded Stanchions, Intermediate Rails & Life Lines
Cleats, Stainless Steel Bollard-Style (8)
Deck Fill Plates, Stainless Steel
Deck Rails, 316 Stainless Steel
Foam-Filled Under Floor Areas
Gel-Coat, Arctic White
Graphics, Striping
Handrails, 316 Stainless Steel
Hatch, Deck Vent - Translucent w/Locks & Sky Screen Cover (20x20)
Lights, Navigation
Portlights, Stainless Steel (4 Fixed, 4 Opening)
Resin, High-Performance Vinyl Ester
Rub Rail, Heavy-Duty PVC w/Stainless Steel Insert
Storage, Fender - Transom Wall w/Light
Stringer System, Fiberglass Hatman
Swim Platform, Extended w/Concealed Stainless Steel Ladder & Grab Handle
Vent System, Engine Room - Integral
Windows, Tilt-Out Deck
Windshield, Bridge Venturi - Aluminum Framed
Windshield, Tempered/Tinted Glass - Bonded-In

Canvas (Sunbrella®):

Aft Curtain
Canvas Storage Bag
Console Cover
Hardtop Enclosure
Seat Covers
Windshield Shades

Windlass System:

Anchor, Stainless Steel
Anchor Chain Storage w/Hatch
Anchor Chute, Stainless Steel
Anchor Washdown Spigot w/Hose
Windlass, Chain w/Foot Switches

Meets Applicable USCG & ABYC Standards
NMMA Yacht Certification

COCKPIT FEATURES

Carpet Liner, Snap-In
Cockpit, Self-Bailing Fiberglass w/Gas-Assisted Engine Room Service Hatch & Pivoting Stainless Steel Engine Room Ladder
Door, Cabin Entry (Sliding & Lockable w/Screen) - Stainless Steel
Door, Transom
Handrails, 316 Stainless Steel
Lighting, Indirect w/4-Way Switching Capability
Rod Holders (4)
Seating, Bench - Foldaway (Aft)
Steps, Molded Deck Access
Storage, Aft Coaming
Storage, Side Panels - Port & Starboard

BRIDGE FEATURES

Bridge Plan A (Domestic Design):

Beverage Holders, Stainless Steel
Carpet Liner, Snap-In
Handrails, 316 Stainless Steel
Hardtop, Fiberglass w/Overhead Storage, (20x20) Hatch w/Sky Screen Cover
Stainless Steel Grab Rails, Overhead Lighting w/Electronic Dimmer & Red Night Lighting
Icemaker, 120V
Lighting, Indirect
Outlet, 12V Accessory
Outlet, 120V GFI Protected
Outlet, Cable TV
Refrigerator, 120V
Seating, Aft Bench
Seating, Helm w/Armrests & Heavy-Duty Pedestal w/Slide, Swivel & Pneumatic Vertical Adjustment
Seating, U-Shaped w/Storage Below - Forward

Ship's Bell
Steering Wheel, Wood-Accent
Steps, Molded Bridge Access w/Storage Compartment
Stereo, 12V AM/FM Single CD w/6-Disc CD Changer, Subwoofer, Amplifier,
Speakers (4 - Bridge, 2 - Cockpit) & Cockpit Remote Control (Clarion®)
Storage, Bridge - Under Seating
Table, Bridge - Fiberglass
Wet Bar w/Sink, Cooler, Removable Trash Receptacle & Storage - Forward

CABIN FEATURES

Carbon Monoxide Monitor
Carpet, Deep-Pile Stain-Resistant w/Padding
Carpet Runners, Interior (Sunbrella®)
Curtains, Custom - Throughout
Handrails, Elliptical Stainless Steel
Lighting, 120V Halogen
Lighting, 120V Indirect
Lighting, 120V w/Dimmer Switch
Lighting, 24V Halogen
Outlets, 120V GFI Protected
Outlets, Phone
Pillows, Accent (10)
Polished Brass Outlet & Switch Plates
Shades, Fabric Day/Night w/Drape Trim
Vacuum System, Central - Dual Inlet (Beam®)
Wood Package, Cherry or Clear Maple

Salon:

End Table w/Storage Below
Entertainment Center
Outlet, Antenna & TV Coax to Dockside
Stereo, 120V w/Jewel Cube Speakers (2), LS Bass Module & Remotes (Bose® Lifestyle 20)
Storage, Cabinet - CD & Videotapes
Television, 25" w/Remote
VCR w/Remote
Seating, Sofas - Wraparound w/Storage Below (UltraLeather HP®)
Table, Salon/Cocktail - Hi-Lo Granite

Dinette:

Seating, Opposing w/Storage Below
Table, Dinette w/Corian® Surface

Galley:

Coffeemaker, 120V (Spacemaker™)
Countertop, Custom-Molded Fiberglass w/Corian® Cutting Board & Sink w/Single Lever Grohe® Faucet
Decanter Set, Glass - Custom Sea Ray
Flooring, Wood
Freezer w/Icemaker, 120V Under-Counter (Sub Zero®)
Microwave/Convection Oven, 120V
Power Vent, 24V
Refrigerator, 120V Under-Counter (Sub Zero®)
Storage, Cabinets - Upper & Lower (Lazy Susan in Lower Cabinet)
Storage, Drawers w/Cutlery Inserts
Storage, Glass & Dish
Stove, 240V Recessed Three-Burner w/Corian® Cover (Kenyon®)
Trash Compactor, 120V
Trash Receptacle w/Chute & Corian® Cover

Master Stateroom:

Bed, Queen-Size w/Innerspring Mattress, Pillows, Sheets & Coordinated Spread w/Carpeted Storage Below
Door, Privacy w/Full-Length Beveled Mirror
Hanging Locker, Cedar-Lined w/Light & Mirrored Doors (2) - Starboard
Hanging Locker, Full-Length Cedar-Lined w/Light & Mirrored Doors (2) - Port
Mirrored Rope Locker Bulkhead - Beveled
Speakers (3) (Bose Acoustimass®)
Storage, Gunwale Cabinets
Storage, In-Floor
TV/VCR/Radio Combo, 13" w/Remote & Outlet for Antenna & TV Coax to Dockside
Vanity w/Corian® Countertop, Beveled Mirrors, Drawers, Storage Cabinet & Vanity Stool

Master Stateroom Head/Shower:

Bath Accessories, Chrome & Gold
Door, Private - Access from Master Stateroom w/Mirror
Door, Privacy
Flooring, Cultured Marble
Handrails, Elliptical Stainless Steel
Head, Large (VacuFlush®)
Mirror w/Corian® Trim
Power Vent, 24V
Shower w/Seat, Adjustable Shower Wand & Circular Acrylic Door
Storage, Cabinet - Upper
Storage, Medicine Cabinet - Mirrored
Vanity w/Solid Surface Countertop, Solid Surface Sink w/Grohe® Faucet, Mirrors & Storage Below

Starboard Guest Stateroom:

Bed, Full-Size w/Pillows, Sheets & Coordinated Spread w/Carpeted Storage Below w/Gas-Assisted Hatch
Hanging Locker, Cedar-Lined w/Light
Mirrors - Throughout
Skylight, Circular w/Sunshade
Storage, In-Floor
TV/VCR/Radio Combo, 13" w/Remote & Outlet for Antenna & TV Coax to Dockside
Vanity w/Corian® Countertop, Mirror, Drawers & Vanity Stool

Port Guest Stateroom:

Bed, Lower Bunk w/Pillows, Sheets & Coordinated Spread w/Drawers & Storage Below
Bed, Upper Bunk w/Pillows, Sheets & Coordinated Spread w/Drawers Below
Hanging Locker, Cedar-Lined w/Light
Skylight, Circular w/Sunshade
Storage, Cabinet - Upper
Storage, In-Floor
TV/VCR/Radio Combo, 13" w/Remote & Outlet for Antenna & TV Coax to Dockside
Washer/Dryer Combo w/Drawer Below, 120V

Guest Head/Shower:

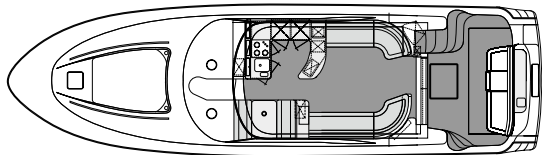
Bath Accessories, Chrome & Gold
Door, Privacy - Access from Hallway
Door, Private - Access from Starboard Guest Stateroom w/Full-Length Mirror
Flooring, Cultured Marble
Handrails, Elliptical Stainless Steel
Head, Large (VacuFlush®)
Mirror w/Corian® Trim
Power Vent, 24V
Shower w/Seat, Adjustable Shower Wand & Circular Acrylic Door
Storage, Medicine Cabinet - Mirrored
Vanity w/Solid Surface Countertop, Solid Surface Sink w/Grohe® Faucet, Mirrors & Storage Below

TECHNICAL

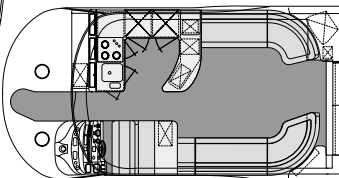
Control Station:

Alarm, Bilge Temperature to Systems Monitor
Alarms, High-Water Bilge
Compass
Emergency Engine Stop
Emergency Start System - Engines
Horn, Air - 24V w/Accumulator Tank
Instrumentation
Fuel (3)
Multigauge (4 in 1) (2)
Gear Temperature (2)
Oil Pressure (2)
Voltmeters (2)
Water Temperature (2)
Tachometers w/LCD Hourmeters (2)
Panel, Switch - Backlit High-Gloss Burl
Panels, Instrument - High-Gloss Burl
Shift & Throttle Controls, Dual Hydraulic
Spotlight w/Dual Halogen Bulbs - Remote-Controlled (ACR®)
Steering, Hydraulic - Power-Assisted
Steering, Tilt Wheel
Steering Wheel, Wood-Accent
Switches, Weatherproof Rockers & Electronic Dimmer Control
Systems Monitor, Digital LCD - for Engine Diagnostics & Pump Monitoring

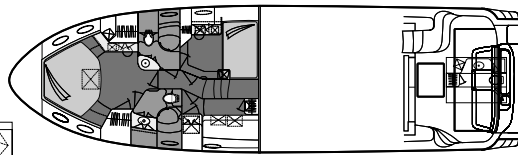
NOTE: Boats which are ordered with 220V/50 Cycle Electrical Systems will be installed with the appropriate appliances in the corresponding voltage.



Upper Cabin/Cockpit Layout



Upper Cabin Layout
w/Optional Lower Control Station



Lower Cabin Layout/Optional Crew's Quarters

Electronics:

Multifunction Instrument (Raytheon Tridata ST-60)
Depth Finder
Speed/Sunlog
Water Temperature
Telephone/Intercom System w/Cell Phone Interface & Antenna
VHF Radio (Raytheon 220) w/Remote Speaker & 8' Fiberglass Antenna

Electrical Systems:

Batteries, 8-D w/Boxes (4) & Group 27 For Genset (1)
Battery Charger/Converter, 120V/10 Amp/12V
Battery Charger/Converter, 120V/50 Amp/24V
Battery Equalizer, 50 Amp (2)
Battery Solenoid Switches, 12V (2), 24V (2)
Electronics Circuit w/Large Ground Plate, 50 Amp/12V
Inlet, Cable Television w/Cord
Isolators, Galvanic (2)
Panel, DC Main Breaker
Panel, Main Distribution - AC
Panel, Main Distribution - DC
Panel, Remote Circuit Breaker
Shore Power, Cablemasters (Glendinning)
50 Amp/240V/60 Cycle & 50 Amp/120V/60 Cycle w/50' Cords & Wireless Remotes
Wiring, Color-Coded & Labeled w/Chafe Protection

Generator:

Remote Start w/Muffler, Freshwater Cooling, Fuel Filter, Seacock & Seawater Strainer w/Battery (240V/60 Cycle)
20.0 kW Westerbeke™ Diesel w/Sound Box

Air Conditioning/Heating:

Cabin
Zone-Controlled Reverse-Cycle System, 240V (49,000 BTU - 4.08-Tons)
Bridge
Reverse-Cycle System, 240V (24,000 BTU - 1.3-Tons)
Custom Integral Vent System

Engine Room:

Bilge Pumps, 24V Automatic (2 Bilge, 1 Fwd Cabin)
Bilge Pumps, 24V Automatic High-Water (1 Fwd Bilge, 1 Aft Bilge)
Engine Drip Sumps
Exhaust, Power Pac/Lift System Mufflers & Sound Insulation
Fan
Fire Extinguishers
Fire Suppression System (Dual) w/Diesel Shutdown, Override & Manual Pull
Flooring, Fiberglass Diamond Plate
Freshwater Cooling
Gel-Coated Engine Room, White
Insulation, 2" w/Loaded Vinyl Barrier
Ladder, Stainless Steel - Removable/Swing-Away
Light, Cord Reel
Lighting, 24V
Oil Changer Systems - Engine, Transmissions & Generator
Storage Rack
Synchronizer, Engine
Ventilation, Air/Water Separating System (Delta "T")

Fuel System:

Crossover Fuel System
Fuel Filters (3) (Racor™)
(2) 75-1000MAX (Dual) for Engines
(1) 500MA for Generator
Fuel Lines, USCG - Type A-1
Fuel Tanks, Aluminum w/Electric Sending Units (2)

Water System:

Freshwater Hose & Spigot - Engine Room
Freshwater Washdown & Dockside Inlet w/Cockpit Shower - Hot & Cold
Pressure Water System w/Dual 24V Pumps
Water Heater, 240V (18-Gallon)
Water Manifold System
Water Tank (200-Gallon)

Waste Systems:

Cabin Sump Pump, 24V - Shower/Air Conditioning Condensate
Central Drain System
Head System (VacuFlush™)
Holding Tank Level Indicators - MDP & Heads
Holding Tank w/Dockside Pump-Out (68-Gallon)
Macerator w/Seacock Interlock System

Underwater Gear:

Bonding System w/Large Zinc Hull Plate
Propeller Shafts, 2 1/2" Stainless Steel (2) - Aquamet 22
Propellers, Nibral 4-Blade Cup
Rudders - Manganese-Bronze w/Stainless Steel Posts
Seacocks On All Underwater Fittings
Seawater Strainers
Shaft Logs, Dripless w/Extra Seal Carrier Kit
Struts - Manganese-Bronze
Trim Tabs, 24V Hydraulic Transom-Mounted, Heavy-Duty, Dual Rams w/Pump

STANDARD PROPULSION

T-CAT3406E Caterpillar™ Diesel Inboards
(1-776 hp - 579 kW)

Options/Accessories

OPTIONAL PACKAGES

Bridge Plan B (International Design):

Beverage Holders
Bridge Safety Rails, 316 Stainless Steel
Carpet Liner, Snap-In
Icemaker, Bridge - 120V
Lighting, Indirect
Outlet, 12V
Panels, Burl Instrument
Refrigerator, Bridge - 120V
Seating, Opposing Dinette & Table w/Storage Below
Seating, Dual Companion w/Flip-Up Thigh-Rise Bolster & Storage Below - Port
Seating, Helm - Dual Companion Seat w/Flip-Up Thigh-Rise Bolster - Starboard
Sport Spoiler, Fiberglass - (Mini)
Steering Wheel, Wood-Accent
Steps, Molded Bridge Access w/Storage
Sun Pad, Raised - Aft
Wet Bar (Starboard Side) w/Covered Sink, Cooler & Trash Receptacle
Windshield, Bridge Venturi - Aluminum Framed

Crew's Quarters Package:

Air Conditioning & Heating, 240V - (7,000 BTU)
Berth, Single
CD Player, 12V AM/FM w/2 Speakers (Clarion®)
Hatch, Gas-Assisted Entrance
Lighting, 24V
Outlets, 120V
System, Head w/Vanity, Sink & Shower (VacuFlush™)
TV/VCR Combo, Color

Lower Control Station:

Compass
Electronic Controls (Twin Disc)
Seating, Dual Companion
Switch, Dual Station Spotlight
Switches, Dual Station Trim Tab
VHF Radio (Raytheon 220)
Windshield Washer System w/Stainless Steel Nozzles
Windshield Wipers (3)

Generator Options (in lieu of Std.):

220V/50 Cycle (Int'l)
16.0 kW Westerbeke™ Diesel w/Sound Box

Raytheon Electronics Options:

Autopilot - Raypilot ST 7000
Radar - R80 w/Raystar 114 GPS
Raychart 620 Chartplotter

INDIVIDUAL OPTIONS

Bilge Pump, Manual
Bow Thruster, 24V
Bridge Plan B w/Hardtop (Includes Bridge A/C & Full Enclosure)
Canvas, Bridge Enclosure (Plan B)
Canvas, Colored Sumbrella® in lieu of Linen Tweed
Carpet, Fabrica Upgrade
Carpet Runners, Clear
Compass Calibration
Desalinator, 400 GPD
DSS Satellite TV System
DVD Player, 120V/60 Cycle - Master Stateroom
DVD Player, 120V/60 Cycle w/Surround Sound System (Bose® Lifestyle 30) - Salon
Flooring, Teak - Cockpit
Flooring, Tile - Head
Icemaker, 120V (U-Line) - Salon
Prop Shaft, Spare (Installed)
Propellers, Spare w/Holder (Pair)
Seating, Cockpit Full Bench w/Storage Below & Canvas Cover - Aft
Seating, Sofa w/Pullout Bed
Shift & Throttle Controls, Electronic (Twin Disc)
Sun Pad, Forward Deck - Recessed
Swim Platform, Hydraulic Marine Lift w/Concealed Stainless Steel Ladder w/Remote & Manual Pump
System, Live Baitwell
Table, Fiberglass Cockpit
Trolling Valves (Available only w/Electronic Shift & Throttle Controls)
Water Filtration System (for Galley & Icemakers)
Windlass Capstan
Wood Package, Veneer (Cherry or Clear Maple)

DELIVERY & SAFETY OPTIONS

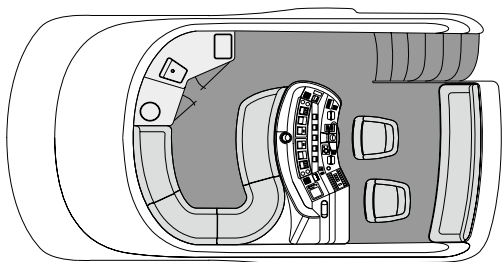
Safety Package:

Boat Hook
Chart Holder
Dock Lines, 5/8" x 40' (6)
Fenders (4)
Fire Extinguishers (4)
First Aid Kit
Flag Pole w/Flag
Flare Kit w/Flush Holder
Life Jackets (8)
Ring Buoy (19")

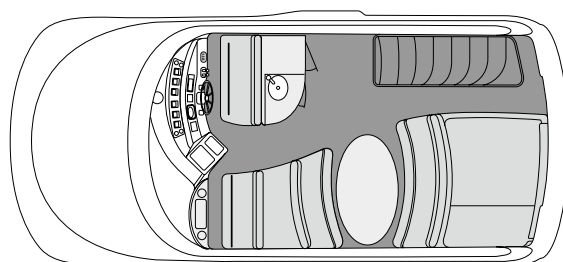
CE Option

Export Package (Int'l) (Available By Special Request)
Marine Insurance (Int'l) (Available By Special Request)
Shipside Water Delivery To Restricted Ports (Florida Only) - Includes Shipping Cradle, Winterization, Packing & Shrink Wrap (Safety Package Must Be Selected When Ordering This Option)
Storage Cradle
Water Delivery - Includes Fuel & Safety Package

NOTE: Boats which are ordered with 220V/50 Cycle Electrical Systems will be installed with the appropriate appliances in the corresponding voltage.



Bridge Layout - Plan A (Domestic)



Bridge Layout - Plan B (International)

560 Sedan Bridge

2001



The handsome bridge is designed for those owners who delight in the company of friends. There's plenty of room for family and guests, and a full wet bar with refrigerator and icemaker ensures unlimited refreshment choices.



The spacious cabin contains a massive 10-foot wraparound sofa with sleeping accommodations for two. Large windows provide a full panoramic view of your surroundings.



The bright, open galley with optional wood flooring has all the latest appliances, including a recessed three-burner stove, microwave/convection oven, under-counter refrigerator and freezer with icemaker, plus a coffemaker.

The Sea Ray 560 Sedan Bridge will make an exceptional and lasting impression on all who see her, for she unites in harmony the unabashed luxury and highly functional technology sought by discerning yachtsmen around the world.



The spacious master suite includes a queen-size bed with innerspring mattress and custom coordinated linens, TV/VCR/radio combo and Bose® stereo, vast storage space, plus a private head and shower with all the conveniences of home.



Seated comfortably at the helm on the huge 22-foot flybridge, the captain surveys a broad dash with full instrumentation and room to add even more navigational equipment.



The cockpit has a fold-up bench seat or optional wraparound seating and large storage compartments. Built-in brackets in the optional extended hydraulic lift swim platform hold a personal watercraft. Cockpit shown with optional teak flooring.

Sea Ray Boats, Inc., 2600 Sea Ray Blvd., Knoxville, TN 37914. For information call 1-314-216-3333 or fax 1-314-213-7878. Internet address: <http://www.searay.com>
Note: Not all accessories shown in pictures or described herein are standard equipment or even available as options. Options and features are subject to change without notice.
Not all model year boats may contain all the features or meet the specifications described herein. Confirm availability of all accessories and equipment with an authorized Sea Ray dealer prior to purchase. Printed in the U.S.A. August 2000 ©Sea Ray Boats, Inc. MRP#1467570

