


ISLAND
PACKET
320



The Island Packet 320.

Offshore capability and liveaboard comfort for the cruising sailor.

The Island Packet 320 combines the extensive building, sailing and hands-on design experience that have made Island Packet Yachts *America's Cruising Yacht Leader*.™ Integrating owner feedback representing millions of miles of practical cruising experience around the world, noted naval architect Bob Johnson, Island Packet's founder and CEO, designed and produced the 320 to maximize both offshore capability and liveaboard comfort. *Cruising World* magazine confirmed the success of the design by awarding the 320 its Best Midsize Cruiser honors in the 1998 Boat of the Year contest, the third such award for Island Packet in the last three years.

UNDERBODY

The Full Foil Keel® continues as the foundation of the Island Packet concept, and its design and construction provide a host of advantages to the cruising sailor: moderate draft for access to a wider variety of cruising grounds, integral one

piece construction for superior strength, a highly effective airfoil shape for excellent windward performance, and a modern hull form for enhanced speed and maneuverability. In addition, the safety and seakeeping offered by this keel



design provide both peace of mind and additional comfort underway. While Bob Johnson insists his designs are, "...first and foremost excellent cruising yachts", the performance of these yachts has earned them an impressive number of victories in prestigious offshore races around the world.

HULL

The integrally molded transom platform and clever folding ladder design will be appreciated by swimmers and those boarding from a dock or dinghy, while the offshore security of the cockpit is ensured with a full transom configuration, meeting the safety concerns and needs of passagemakers.

The yacht's graceful sheerline carries from the attractive stern forward to the bowsprit tip, where large dual anchor rollers and deck pipes allow convenient and rapid deployment or retrieval of ground tackle. Thoughtful details such as replaceable chafe strips for wear from shackles and chain

rodes, oversized deck pipes to clear thimbles, and interior rode attachments reflect Island Packet's unwavering attention to the needs of the cruising sailor.

DECK & COCKPIT

The well laid out deck with meticulous molded detail offers wide




side walkways, raised bulwarks forward, full length continuous cabin top handrails, double lifelines with welded rails fore and aft, and two-tone premium diamond pattern slip-resistant deck surfaces, all designed to enhance security while moving about on deck.

The cockpit has full length contoured seats that accommodate a large crew or invite stretching out. The helmsperson will enjoy excellent visibility from the separate raised seat with padded backrest. The console mounted steering features Island Packet's trademark premium rack and pinion geared design, providing reliability, strength and sensitivity unmatched by any other wheel steering installation. A steering wheel brake and single lever engine control are also provided on the console with room for owner/dealer installed instruments. An instrument panel is equipped with full analog gauges for all engine readouts. Cockpit convenience features abound with standard details such as a built-in insulated cooler, two large seat lockers, a hand held personal shower (cold only) that easily reaches the stern platform,

two stern rail seats and a pedestal mounted folding table. Safety concerns are equally met with a pin-lock for securing companionway drop boards, robust padeyes for safety harness attachment, a raised companionway bridgedeck, large cockpit scupper drain capacity, and self-locking seat locker hatches with push button hasps that release from inside or out.

The Full Foil
Keel® continues as
the foundation of the
Island Packet concept,
and its design and
construction provide a
host of advantages to
the cruising sailor.

gives an extended base to the sailplan for added sail area and provides for optimum sheeting



angles for close-winded performance.

The 320 improves upon this sailplan with a free-standing staysail boom, simplifying control and adding performance to this highly effective sail. All sails are made of a premium high modulus fabric built by

Sobstad®, and both the 130% genoa and the staysail include Harken® roller furlers as standard equipment. The mainsail is equipped with a dual, single line reefing system or, optionally, with an in-mast furler. All primary sail control lines lead aft, allowing routine sail trim and setting/reefing activity to be done from the comfort and security of the cockpit. Thoughtful features such as self-tailing winches, color coded lines, rope clutches, traveler control lines and coaming line stowage bins make sailing easier and more pleasant than ever.

INTERIOR ACCOMMODATIONS

Entering the yacht, a spacious central living area greets the eye with an inviting blend of fine wood,



the head providing "captain chair" style seating. A bulkhead mounted shower unit and pull around curtain create a large shower area with the electric sump drain configured to work on either tack. Convenient accessories, a large vanity mirror and additional under-deck storage cabinets round out the amenities.

MAIN SALON

designer fabric and harmonizing surfaces. Numerous ports, hatches and dorade vents provide abundant light and ventilation, making the boat comfortable in all kinds of weather. Storage throughout has been maximized by locating the tanks for water, fuel and waste below the cabin sole, leaving large areas underneath settees and bunks for easy access to gear. In addition, the central low location of the tanks improves the motion of the yacht underway and minimizes trim changes with varying tank levels.



This large central living area is equally well suited for social gatherings, off-watch retreats, or comfortable dining. The two facing settees are both full length for seating a group or for stretching out, and the port settee pulls out to form a double bunk. Again, storage in this area is maximized by the central location of the tankage, with shelves, lockers and drop-in bins abundant throughout




FORWARD CABIN

The forward cabin is the owner's suite, with a spacious and comfortable Pullman style berth off to the port side of the cabin. The starboard side of the cabin is fitted with a cedar lined hanging locker, several cedar lined stowage bins, and a book shelf. Addi-

tional storage for personal goods or owner installed equipment is located under the bunk and accessed through either a louvered door on the bunk face or one of several drop-in lids under the cushion. Opening ports, large hatches and a dorade style vent add light and ventilation while the varnished teak and holly sole and well placed reading lights add to the warmth and convenience of this stateroom.

HEAD

A large wrap around counter top over a curved vanity surrounds



the salon. The hinged dining table is secured against a bulkhead mounted bottle and glass rack, and is easily lowered and extended to create the

large dining area. Beautiful select teak cabinetry and joiner work, varnished teak and holly sole, premium designer fabric fitted over thick cushions, well-placed light fixtures and handrails, numerous ports and hatches and durable and easily maintained overhead and hull side surfaces make this salon and the entire interior attractive and practical in any season and weather.

AFT STATEROOM/ NAV AREA

As with the forward stateroom, an inviting and comfortable Pullman style berth is featured in the aft cabin. The real attraction here, however, is the clever nav table located at the forward end of this area. With the cabin door folded back and nav table either stored in the down position or raised to a horizontal working configuration, this aft cabin/nav



locker, plus an overhead hatch and opening port round out these comfortable aft accommodations.

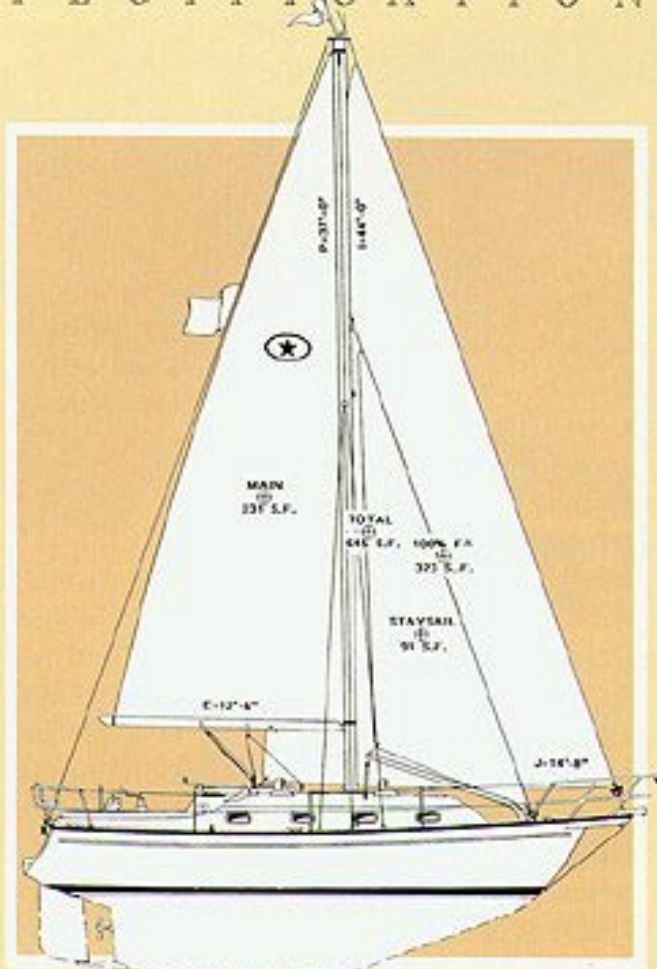
SYSTEMS & CONSTRUCTION

Island Packet has become recognized as a world leader in high quality cruising yachts through its rigorous and relentless attention to design, engineering and manufacturing quality. Nowhere is this evidenced more than in the consistently high standard of every Island Packet system design, equipment selection and installation. The spotless engine





S P E C I F I C A T I O N S



LOA	33'3" (10.13 m)	Displacement (approx.):	13,500 lbs. (6,124 kg)
LWL	27'0" (8.23 m)	Ballast	6,000 lbs. (2,722 kg)
Beam	11'9" (3.58 m)	Sail Area	645 ft ² (59.92 m ²)
Draft	4'3" (1.30 m)	Sail Area/Displ.	18.17
Mast Above DWL	48'1" (14.65 m)	Displ./Length	306
Fuel	45 gal. U.S. (170 l)	Ballast/Displ.	44%
Water	90 gal. U.S. (341 l)	Auxiliary Power:	
Headroom	6'4" (1.93 m)		27 hp FWC Diesel (20.13 kw)
Cabins/Berths	3/7		

Designer: Bob Johnson, N.A.

room boasts lead lined insulation, jacketed and swaged fuel lines, a secondary electric fuel pump and an oversized Racor® fuel filter/water separator. Meticulously installed electrical



systems with premium AGM batteries, pre-tinned wire, and plumbing systems with special odor resistant sanitation hoses and a virtually fail-proof solid state bilge pump sensor clearly prove Island Packet's commitment and capability for excellence.

Island Packet yachts were the first US built sailboats to receive the new international CE certification, with every current model approved at the highest possible level: Category A (Ocean).

Specifications and measurements are approximate and subject to change without notice.



Island Packet has also achieved a world leadership position for its fiberglass construction technology, developing proprietary methods and materials to build the finest

ventional roving laminates and meet or exceed structural requirements for offshore yachts.

FACILITY

Island Packet Yacht's modern 100,000 square foot manufacturing facility, located on ten acres in Largo, Florida, houses a skilled staff that performs every yacht manufacturing function from design, plug and mold building, through fiberglass lamination, woodmill

work, assembly and finish to final loading for shipping to dealers in the US, Europe and Asia. Rigorous quality control systems are used throughout the manufacturing process, from received goods inspections to intensive



final detailing. Island Packets enjoy a level of trouble-free service, owner satisfaction and retained value at resale second

to no other builder, making them one of the best buys available.

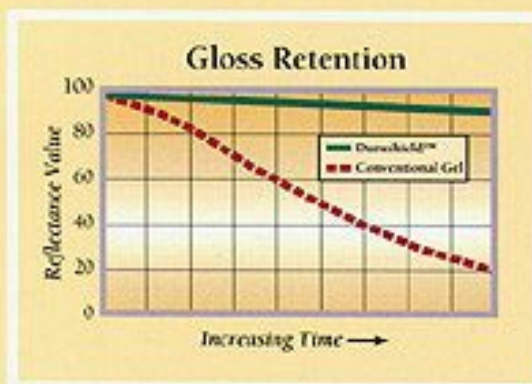
INDUSTRY LEADERSHIP

Island Packet is also a leader due to the ongoing efforts of Island Packet's CEO Bob Johnson. As a Director of several of the United States' leading marine industry associations, and as the US sailing industry's participant in the creation of new international yacht design and technical standards, Bob has gathered and shared a wealth of information and expertise that has directly benefitted the design, construction and equipment selection of every Island Packet built. No other US or foreign yacht manufacturer enjoys this level of industry involvement or experience. In fact, Island Packet yachts were the first US built sailboats to receive the new interna-

tional CE certification, with every current Island Packet model approved at the highest possible level: Category A (Ocean).

Recognized as 1998's Best Midsize Cruiser in the prestigious Boat of the Year competition, the Island

Packet 320 stands as further testament to Island Packet's commitment to the cruising sailor's safety, comfort, and enjoyment.



yachts possible. Island Packet's exclusive PolyCore® deck laminates eliminate the common concern for deck structure deterioration associated with conventional lamination methods with balsa or plywood cores. Island Packet's one piece, solid triaxial fiberglass hull laminate utilizes the proprietary PolyClad®2 gel system, allowing for a ten year limited warranty against osmotic blisters, an industry first. All gelcoats including Durashield®, our vastly superior deck and topside gelcoat, are applied by an advanced HVLP system employing state-of-the-art operator equipment. All fiberglass laminates utilize premium biaxial and/or triaxial knitted reinforcements using an advanced pressure-fed resin impregnation system to produce laminate strengths that are, pound for pound, twice as strong as con-




Seven key features
a well-designed cruising yacht should have.
They're all standard on every Island Packet.

1. **Performance and Seakeeping:** Our exclusive Full Foil Keel® provides spirited performance with superior control and safety.

2. **Integral Hull and Keel:** The strongest possible construction is provided by Island Packet's one piece, hand laminated hull and keel.

3. **Direct Steering System:** Island Packet's geared rack and pinion steering system provides positive feel and superior reliability.

4. **Protected Propeller and Rudder:** Island Packet's design minimizes fouling or damage.



5. **Versatile, Easily Handled Sailplan:** Our cutter rig adapts to a wide range of conditions with minimum effort.

6. **Protective Bulwarks for Safety on Deck:** Island Packet's recessed deck design provides security underfoot.

7. **Immediate Anchor Access:** Our wide platform provides tangle free ground tackle storage—always ready for use.

DEALER:



ISLAND PACKET YACHTS®

America's Cruising Yacht Leader

1979 Wild Acres Road • Largo, Florida USA 33771 • 727/ 535-6431 • Toll Free 888/SAIL-IPY (724-5479)
FAX 727/530-5806 • web site: www.sailnet.com/ipy/ • e-mail: info@ipy.com